




Australian Government  
Department of Immigration  
and Citizenship

# Student visa program trends

2003-04 to 2009-10





# Contents

	Page
<b>About this report</b>	<b>1</b>
<b>Enquiries</b>	<b>1</b>
<b>Definition of terms</b>	<b>2</b>
<b>Background to the student visa program</b>	<b>3</b>
<b>Recent initiatives in the student visa program</b>	<b>5</b>
<b>Executive summary</b>	<b>7</b>
<b>Section 1 Lodged</b>	<b>9</b>
<b>Section 2 Granted</b>	<b>15</b>
<b>Section 3 Grant rates</b>	<b>27</b>
<b>Section 4 Visa holders in Australia</b>	<b>33</b>



## About this report

This report provides annual data about the student visa program administered by the Department of Immigration and Citizenship (the department). The report has been provided to assist education providers, representative bodies and policymakers.

It is expected that this report will be further developed over time to increase and improve information sharing about the student visa program.

It is important to note that the information used in this report comes from a new data source. Consequently, figures for previous financial years have been revised and may differ slightly from those previously published by the department.

Data is sourced from several departmental visa processing and recording systems. Data can be dynamic and there can be delays in transmission of information from the department's global operations. Variations in figures between this report and previous issues can occur.

Further data about the student visa program, including recent quarterly statistics and student visa grants by sector and country from 2002-03 to the 2009-10 program year is available on the department's website at [www.immi.gov.au/media/statistics/study](http://www.immi.gov.au/media/statistics/study).

Further information about the student visa program is available at [www.immi.gov.au/students](http://www.immi.gov.au/students).

## Enquiries

Any comment or enquiries concerning this report should be sent to [visa.reporting@immi.gov.au](mailto:visa.reporting@immi.gov.au) quoting report id BR0109.

## Definition of terms

<b>Applicant type:</b>	<p>Under the Migration Regulations 1994 (the Regulations), there are two types of applicants. These are primary applicants and secondary applicants. These terms are defined below.</p> <p>If the table or graph heading includes the word 'primary', such as 'primary applications' or 'primary visa holders', dependants are not included.</p>
<b>Citizenship country:</b>	<p>The country of citizenship of the visa applicant or visa holder. Where a visa applicant or visa holder has more than one citizenship country, either the citizenship of the travel document used for the visa label or the citizenship nominated by the visa applicant is used.</p>
<b>Destination:</b>	<p>Where a visa holder has moved from one type of visa to another. This most commonly occurs where a temporary visa holder applies for a permanent visa. However, many temporary visa holders go on to apply for a further temporary visa. The original visa is determined by the last visa held prior to the destination visa being granted.</p>
<b>Granted:</b>	<p>Unless otherwise specified, the number of visas granted includes primary and review grants.</p>
<b>Last visa held:</b>	<p>This refers to the last substantive visa held by a visa holder (that is, the last visa other than a bridging visa) prior to a point in time. The last visa held may have expired or still be in effect.</p>
<b>Lodged:</b>	<p>Lodged is the count of paper applications receipted in a departmental office or submitted electronically.</p>
<b>Offshore:</b>	<p>In this report, refers to the location of the client at the time the application was lodged. Generally, student visa applicants subject to Assessment Levels 2-5 are required to lodge their first student visa application while outside Australia.</p>
<b>Onshore:</b>	<p>In this report, refers to the location of the client at the time the application was lodged. An onshore applicant may already hold a visa of the same kind or may be applying for another type of visa.</p>
<b>Primary applicant:</b>	<p>The primary applicant is the person who must satisfy the primary criteria for the grant of a visa under the Regulations. In this case, it would be the person proposing to study in Australia.</p>
<b>Primary application:</b>	<p>An application lodged by a primary applicant.</p>
<b>Primary grant:</b>	<p>An outcome where a decision maker (which may include system generated decision making) makes an assessment based on the initial visa application which results in a visa being granted to an applicant.</p>
<b>Primary visa holder:</b>	<p>A person who has had a primary application for a visa granted.</p>
<b>Review grant:</b>	<p>Where an assessment based on the initial visa application is reviewed by the Migration Review Tribunal, the courts or is subject to ministerial intervention and a visa is issued.</p>
<b>Secondary applicant:</b>	<p>Secondary applicants must satisfy the secondary criteria for the grant of a visa under the Regulations. In this case, a secondary applicant is generally a dependant of the primary applicant.</p>
<b>Secondary application:</b>	<p>A visa application lodged by a secondary applicant.</p>
<b>Secondary visa holder:</b>	<p>A person who has had a secondary application for a visa granted.</p>
<b>Snapshot date:</b>	<p>The snapshot date is a point in time at which a count is undertaken. In this report, the number of visa holders in Australia at a point in time is used.</p>
<b>Visa applicant:</b>	<p>Used to refer to clients applying for a visa. Unless otherwise specified, the term covers both primary and secondary applicants.</p>
<b>Visa holders in Australia:</b>	<p>The number of visa holders lawfully in Australia. This is not a count of all valid visas, as a number of visa holders may be outside Australia on the snapshot date.</p>

# Background to the student visa program

International students must have a valid visa for the duration of their studies in Australia.

There are eight types of student visa:

1. English Language Intensive Course for Overseas Students (ELICOS) (subclass 570) visa. This visa is for international students undertaking a stand-alone English language course that leads to a certificate level award or non formal award.
2. Schools (subclass 571) visa. This visa is designed for international students applying to study in Australia in a primary, junior secondary or senior secondary school course or an approved secondary school exchange program.
3. Vocational Education and Training (subclass 572) visa. This visa is designed for international students applying to study in Australia and whose main course of study is a certificate, vocational education and training diploma, vocational education and training advanced diploma, vocational graduate certificate or vocational graduate diploma.
4. Higher Education (subclass 573) visa. This visa is designed for international students applying to study in Australia and whose main course of study is a bachelor degree, associate degree, higher education diploma, higher education advanced diploma, graduate certificate, graduate diploma or Masters by coursework.
5. Postgraduate Research (subclass 574) visa. This visa is designed for international students who want to study a Masters degree by research or a Doctoral degree in Australia.
6. Non Award (subclass 575) visa. This visa is designed for international students who want to study non award foundation studies or other full time courses not leading to an Australian award.
7. AusAID or Defence (subclass 576) visa. This visa is designed for international students who are sponsored by AusAID or Defence to study a full-time course of any type in Australia.
8. Student Guardian (subclass 580) visa. This visa is designed for a parent or close relative to accompany an underage student to Australia.

To be eligible for a student visa, applicants must be accepted for full time study in a course listed on the Commonwealth Register of Institutions and Courses for Overseas Students (CRICOS). Applicants must also meet financial, health insurance, English language proficiency and health and character requirements.

There is no limit on the number of student visas issued each year. If applicants meet requirements, they will be granted a student visa. Student visas are issued for the entire period of study in Australia, as evidenced by the Confirmation of Enrolment documentation provided by the applicant's education provider. Visas are issued in alignment with the period for which the applicant has Overseas Student Health Cover.

## Family members

Students can apply to have partners and dependent children under the age of eighteen accompany them to Australia. These family members are known as secondary visa holders and are counted in student visa numbers. A parent or guardian seeking to accompany an international student to Australia may be eligible for a student guardian (subclass 580) visa.

## Ability to work

Student visas include a visa condition that, once the course has commenced, allows students to work for up to 20 hours per week while their course is in session and for unlimited hours during course breaks. Secondary visa holders are subject to a visa condition that limits them to 20 hours work per week at any time, unless they are the dependents of students studying a postgraduate research course, in which case there is no limitation on their work rights.

The limitation imposed by the visa conditions relating to work reflect that the purpose of a student visa is to allow entry to Australia in order to study, not to work.

# Background to the student visa program - continued

## Assessment Levels

The type of evidence international students are required to supply in support of their visa application varies according to the Assessment Level assigned to their country of origin and visa for which they apply. Assessment Levels are based on evidence of past visa holder behaviour such as rates of compliance with visa conditions. The conditions of holding a student visa include, but are not limited to, attending courses, making progress in the course, adhering to work restrictions, and maintaining health insurance cover.

Student visa applicants who are Assessment Level 1 can be granted an initial student visa onshore. All other applicants must be offshore for the grant of an initial student visa unless there are exceptional reasons for the grant.

## Financial requirements

Students and their families need to be aware of the costs involved in studying and living in Australia. In order to meet the financial requirements for the grant of a student visa, applicants must be able to demonstrate that they have access to sufficient funds to cover course fees, travel costs, educational costs for any accompanying school age children and living costs for the full study period.

## Visa refusals

A decision to refuse a student visa application is made when the delegate of the Minister is not satisfied that the applicant meets the legal criteria for grant of a visa. When refusing a visa application, the department provides an applicant, or their agent, with a written decision record that sets out the reason for the decision.

Reasons for refusal of student visa applications may include:

- failure to meet financial requirements;
- failure to meet English language requirements;
- fraudulent documentation present in the application; and/or
- failure to satisfy the Department that the applicant is a genuine student.

## Processing Standards

The department gives priority to offshore applications to ensure that prospective students receive their visas in time to travel to Australia to commence their courses. Onshore students are granted bridging visas pending finalisation of their new student visa applications and can still commence their courses.

Depending on the relevant assessment level the service standards are that 75% of offshore applications are finalised within 14 to 90 days and 75% of onshore applications are finalised within 14 to 30 days. It should be noted that approximately 80% of onshore applications are incomplete when lodged, and this adds to processing times as officers request and then wait for applicants to provide required information.



## Recent key initiatives in the financial year 2009-10

- March 2010** To ensure that student visa applicants choose courses of study for the purpose of obtaining an educational outcome, course packaging arrangements were changed. The new requirements are for student visa applicants, who wish to study a course package, to meet the highest AL applicable of any of the courses in the package (with the exception of ELICOS courses).
- Prior to 27 March 2010, students studying course packages were assessed according to the Assessment Level (AL) of their main (principal) course. This enabled students to package a principal course that attracted a more favourable AL, even though they may not have intended to commence that course.
- March 2010** The Regulations were amended to provide decision makers with greater discretion to cancel a student visa where investigation by the department shows the circumstances for deferment were for reasons other than compelling or compassionate circumstances (ie student deferring to work rather than study).
- March 2010** To assist the postgraduate research sector, and in recognition of the lower risk levels of students associated with this sector, the Assessment Levels for postgraduate research (subclass 574) visas were reduced to AL1 and AL2. This change reduced the level of evidence required in support of applications and made it easier for prospective students and their dependents to apply for their visas.
- This change meant that the Assessment Level was reduced for applicants from 14 countries, giving them the ability to lodge their applications through the eVisa system and facilitating faster processing times.
- January 2010** To assist students who may be impacted by the closure of education providers, the Regulations were amended to allow student visa holders who have been affected by the closure of their education provider in the preceding 12 months to lodge an application for a further student visa to continue their studies and be entitled to a nil visa application charge. The provisions also apply to student guardian applicants where the nominating student has been affected by the closure of their education provider.
- January 2010** To help ensure that prospective students and their dependents have sufficient funds to cover their living costs during their stay in Australia, the living cost component of financial requirements for student visas was increased to better reflect the real cost of living in Australia. The minimum requirement, which had not been reviewed since 2001 was increased from:
- \$12,000 to \$18,000 per year for the main applicant;
  - \$4,200 to 6,300 per year for the student's partner;
  - \$2,400 to 3,600 per year for the student's first child; and
  - \$1,800 to 2,700 per year for every other child.
- January 2010** The Regulations were amended that in order to grant a student visa, departmental decision makers must also be satisfied that the funds which the applicant demonstrates or declares that they have access to will be genuinely available to the applicant for the purposes of studying and living in Australia.
- August 2009** To provide greater levels of assurance that student visa applicants are genuine students, increased numbers of applicant interviews and enhanced document checking for high risk applicants from India, Nepal, Brazil, Zimbabwe and Mauritius was implemented.

Information about recent changes to the student visa program is available at:  
[www.immi.gov.au/students/whats\\_new.htm](http://www.immi.gov.au/students/whats_new.htm)



# Executive Summary

## Key Points

- In 2009-10 the top five source countries for international students (based on visas granted) were the People's Republic of China, India, South Korea, Thailand and Brazil, in that order.
- The number of student visa applications declined by 18.9% between 2008-09 and 2009-10.
- The higher education and postgraduate research sectors have seen the least change in applications lodged compared with the previous year.

## 1 Applications lodged

Student visa applications fell by 18.9% between 2008-09 and 2009-10. During the same period, offshore student visa applications fell by 32.7% and onshore student visa applications increased by 16.1%.

However, from 2003-04 to the 2009-10 program year student visa applications increased by 56.6%. Application numbers in 2009-10 were the third highest in the last 7 program years.

The decrease in offshore visa applications in 2009-10 compared to the previous year was mainly due to a decline in lodgements in the VET and Higher Education sectors. Between 2008-09 and 2009-10, offshore visa applications declined by 58.4% in the VET sector and 23.9% in the Higher Education sector.

Onshore Higher Education applications have increased by 12.4% between 2008-09 and 2009-10.

Overall, the postgraduate research sector and the higher education component of the program have been resilient with numbers remaining relatively steady over the 2008-09 and 2009-10 periods.

The decline in student visa applications has coincided with: the global financial crisis; escalated concerns about the welfare of international students studying in Australia; recent college closures creating uncertainty about the stability of Australian education providers; the rising value of the Australian dollar; and the introduction of a range of changes to visa processing to improve the integrity of the student visa program.

There have also been changes to the skilled migration program which have effectively decoupled the student visa program from permanent residence.

## 2 Visas granted

270 499 student visas were granted in 2009-10. Of these, 45.8% were granted to nationals from the top five source countries: People's Republic of China, India, South Korea, Thailand and Brazil.

Between 2008-09 and 2009-10, offshore visa grants declined by 30.1%. In 2008-09, India was the top source country for offshore student visa grants (54 610 grants). However in 2009-10 India dropped to second place behind the People's Republic of China. In 2009-10 there were 32 123 offshore student visas granted to Chinese nationals compared to 12 521 offshore student visas granted to Indian nationals.

Student visa grants in 2009-10 (270 499 grants) were the third highest compared to the last 7 program years and close to 2007-08 levels (278 715 grants). Compared to 2003-04, student visa grants increased by 57.5% in the 2009-10 program year.

## 3. Visa grant rates

Student visa grant rates also declined in 2009-10 to 88.3% from a higher rate of 92.2% in 2008-09. The decline in grant rates was a result of lower grants in the offshore VET sector. In 2009-10, the grant rate of student applications in the offshore VET sector was 57.9% which is significantly lower than all other sectors. The introduction of more stringent integrity measures may have contributed to lower grant rates in that sector.

## 4. Visa holders in Australia

There were 382 716 student visa holders in Australia on 30 June 2010. This compares with only 209 169 student visa holders in the country on 30 June 2006.

52.2% of student visa holders in Australia on 30 June 2010 held a higher education (subclass 573) visa.

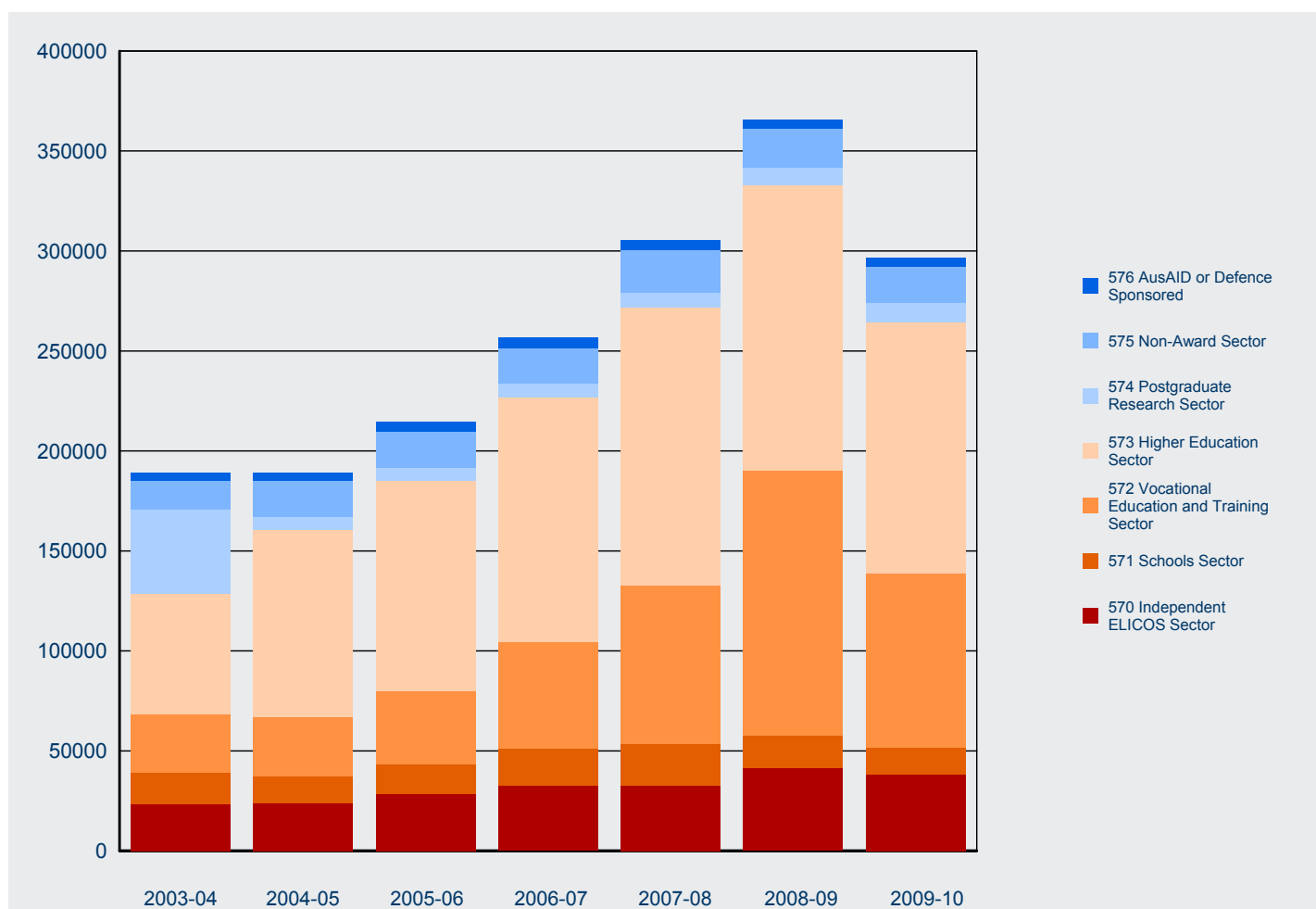
On 30 June 2010, 41.8% of the student visa holders in Australia were either Indian or Chinese nationals.



# 1 Lodged

# 1 Lodged

## 1.01 Number of student visa applications lodged by visa subclass in the last seven financial years



Visa Subclass	2003-04	2004-05	2005-06	2006-07	2007-08	2008-09	2009-10
570 Independent ELICOS Sector	23 344	23 830	28 316	32 671	32 617	41 635	38 062
571 Schools Sector	15 885	13 501	15 182	18 743	20 857	16 115	13 526
572 Vocational Education and Training Sector	29 058	29 521	36 254	53 114	79 291	132 564	87 205
573 Higher Education Sector	60 370	93 749	105 640	122 226	138 902	142 415	125 471
574 Postgraduate Research Sector	42 149	6 409	6 078	6 720	7 531	9 008	9 638
575 Non-Award Sector	14 465	18 045	17 993	18 058	21 398	19 537	18 324
576 AusAID or Defence Sponsored	4 105	3 811	4 994	5 065	4 909	4 568	4 411
<b>Total</b>	<b>189 376</b>	<b>188 866</b>	<b>214 457</b>	<b>256 597</b>	<b>305 505</b>	<b>365 842</b>	<b>296 637</b>

Note: From 2004-05 onwards, masters by coursework students were eligible for Higher Education (subclass 573) visas. Prior to this, they were eligible for Postgraduate Research (subclass 574) visas.

# 1 Lodged

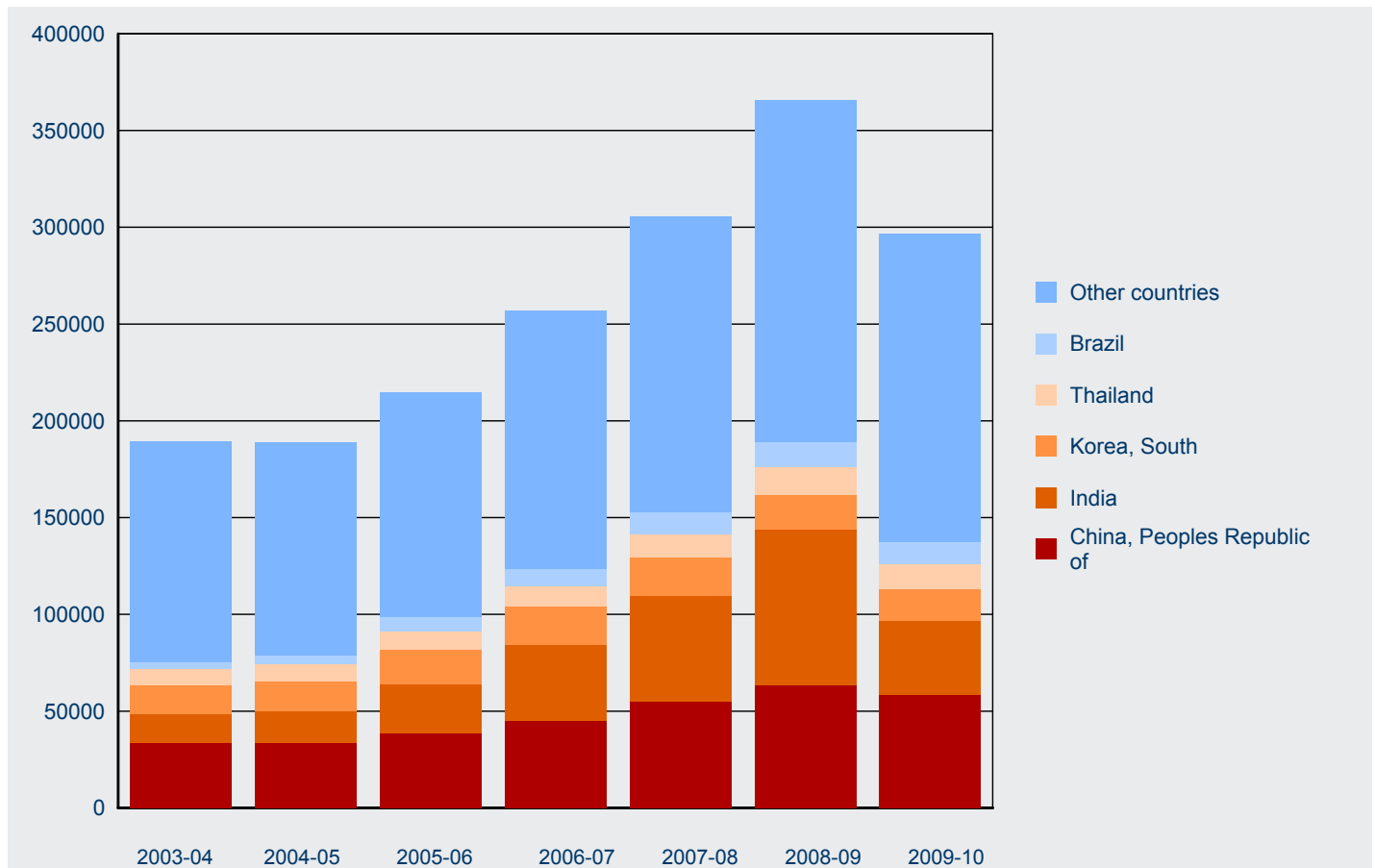
## 1.02 Number of student visa applications lodged by client location and visa subclass in the last seven financial years

Visa Subclass	2003-04	2004-05	2005-06	2006-07	2007-08	2008-09	2009-10
<b>Offshore</b>							
570 Independent ELICOS Sector	18 077	19 160	23 367	27 332	27 317	33 165	27 720
571 Schools Sector	13 367	11 098	13 121	16 878	18 357	13 539	11 132
572 Vocational Education and Training Sector	15 059	15 470	19 825	33 116	49 627	92 578	38 547
573 Higher Education Sector	36 768	56 587	66 067	83 237	99 117	95 306	72 543
574 Postgraduate Research Sector	29 271	3 537	3 195	3 768	4 604	5 595	5 563
575 Non-Award Sector	13 379	16 900	16 820	16 975	19 648	18 317	17 279
576 AusAID or Defence Sponsored	3 383	3 058	4 172	4 431	4 308	4 054	3 945
<b>Sub-total Offshore</b>	<b>129 304</b>	<b>125 810</b>	<b>146 567</b>	<b>185 737</b>	<b>222 978</b>	<b>262 554</b>	<b>176 729</b>
<b>Onshore</b>							
570 Independent ELICOS Sector	5 267	4 670	4 949	5 339	5 300	8 470	10 342
571 Schools Sector	2 518	2 403	2 061	1 865	2 500	2 576	2 394
572 Vocational Education and Training Sector	13 999	14 051	16 429	19 998	29 664	39 986	48 658
573 Higher Education Sector	23 602	37 162	39 573	38 989	39 785	47 109	52 928
574 Postgraduate Research Sector	12 878	2 872	2 883	2 952	2 927	3 413	4 075
575 Non-Award Sector	1 086	1 145	1 173	1 083	1 750	1 220	1 045
576 AusAID or Defence Sponsored	722	753	822	634	601	514	466
<b>Sub-total Onshore</b>	<b>60 072</b>	<b>63 056</b>	<b>67 890</b>	<b>70 860</b>	<b>82 527</b>	<b>103 288</b>	<b>119 908</b>
<b>Total</b>	<b>189 376</b>	<b>188 866</b>	<b>214 457</b>	<b>256 597</b>	<b>305 505</b>	<b>365 842</b>	<b>296 637</b>

Note: From 2004-05 onwards, masters by coursework students were eligible for Higher Education (subclass 573) visas. Prior to this, they were eligible for Postgraduate Research (subclass 574) visas.

# 1 Lodged

## 1.03 Number of student visa applications lodged by citizenship country in the last seven financial years



Citizenship Country	2003-04	2004-05	2005-06	2006-07	2007-08	2008-09	2009-10
China, Peoples Republic of	33 561	33 771	38 643	45 106	54 868	63 586	58 231
India	14 719	16 274	25 169	39 114	54 791	80 249	38 525
Korea, South	14 836	15 413	18 155	19 941	19 691	18 158	16 497
Thailand	8 874	8 825	9 376	10 316	12 029	14 117	12 855
Brazil	3 616	4 764	7 120	8 802	11 141	13 233	11 569
Malaysia	9 554	8 903	8 819	9 978	10 732	11 888	10 698
Vietnam	2 437	2 474	3 268	4 447	8 154	11 424	10 337
Indonesia	9 173	7 952	8 002	7 899	8 650	9 297	9 159
United States of America	11 759	11 185	10 646	10 229	10 105	9 771	9 058
Saudi Arabia	508	1 167	1 833	3 733	6 748	7 833	7 832
Nepal	769	958	1 671	7 219	10 954	18 485	7 425
Colombia	938	1 022	1 882	3 664	5 126	6 457	6 812
Japan	13 016	11 758	10 488	9 257	7 662	7 054	6 364
HKSAR of the PRC	8 366	7 056	6 263	6 114	5 668	5 970	5 938
Germany, Fed Republic of	3 756	4 043	4 437	4 932	5 084	5 434	5 499
Other countries	53 494	53 301	58 685	65 846	74 102	82 886	79 838
<b>Total</b>	<b>189 376</b>	<b>188 866</b>	<b>214 457</b>	<b>256 597</b>	<b>305 505</b>	<b>365 842</b>	<b>296 637</b>



# 1 Lodged

## 1.04 Number of student visa applications lodged by client location and citizenship country in the last seven financial years

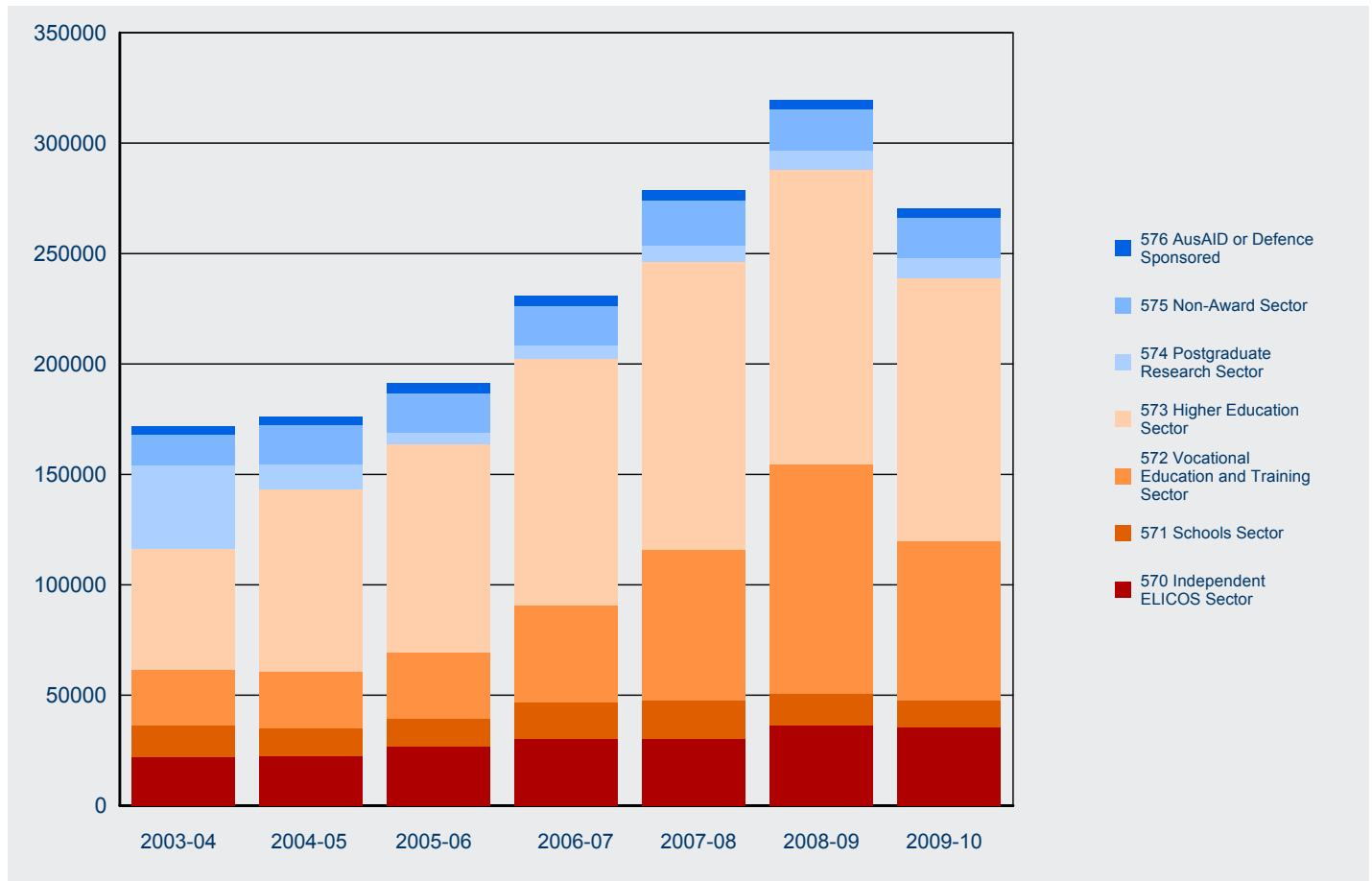
Citizenship Country	2003-04	2004-05	2005-06	2006-07	2007-08	2008-09	2009-10
<b>Offshore</b>							
China, Peoples Republic of	20 335	17 879	21 348	27 933	36 635	41 614	34 390
India	13 026	12 592	19 817	32 844	45 594	67 132	18 512
Korea, South	8 496	9 689	12 273	13 309	12 422	10 246	8 491
United States of America	10 966	10 444	9 825	9 448	9 280	8 928	8 270
Vietnam	1 673	1 706	2 352	3 409	6 840	9 506	7 933
Malaysia	7 241	6 650	6 546	7 425	8 013	8 729	7 671
Indonesia	5 525	4 962	5 238	5 474	6 325	6 851	6 638
Thailand	5 248	5 324	5 622	6 434	7 296	8 088	6 488
Brazil	2 511	3 286	4 659	5 368	6 886	7 428	5 928
Germany, Fed Republic of	3 185	3 391	3 736	4 276	4 290	4 607	4 652
HKSAR of the PRC	5 266	4 600	4 296	4 359	4 015	3 949	3 833
Saudi Arabia	357	823	1 421	3 056	5 473	5 158	3 570
Pakistan	985	1 126	1 824	2 690	3 428	4 505	3 468
Colombia	543	657	1 346	2 523	3 102	3 714	3 300
Singapore	3 763	3 467	3 229	3 062	3 211	3 446	3 269
Other countries	40 184	39 214	43 035	54 127	60 168	68 653	50 316
<b>Sub-total Offshore</b>	<b>129304</b>	<b>125810</b>	<b>146567</b>	<b>185737</b>	<b>222978</b>	<b>262554</b>	<b>176729</b>
<b>Onshore</b>							
China, Peoples Republic of	13 226	15 892	17 295	17 173	18 233	21 972	23 841
India	1 693	3 682	5 352	6 270	9 197	13 117	20 013
Korea, South	6 340	5 724	5 882	6 632	7 269	7 912	8 006
Thailand	3 626	3 501	3 754	3 882	4 733	6 029	6 367
Brazil	1 105	1 478	2 461	3 434	4 255	5 805	5 641
Nepal	298	321	305	661	2 624	3 629	5 406
Saudi Arabia	151	344	412	677	1 275	2 675	4 262
Colombia	395	365	536	1 141	2 024	2 743	3 512
Japan	6 248	5 721	5 064	4 310	3 622	3 477	3 123
Malaysia	2 313	2 253	2 273	2 553	2 719	3 159	3 027
Indonesia	3 648	2 990	2 764	2 425	2 325	2 446	2 521
Vietnam	764	768	916	1 038	1 314	1 918	2 404
HKSAR of the PRC	3 100	2 456	1 967	1 755	1 653	2 021	2 105
Bangladesh	1 051	1 600	1 983	1 859	1 688	2 411	2 103
Pakistan	324	427	539	643	1 084	1 514	1 986
Other countries	15 790	15 534	16 387	16 407	18 512	22 460	25 591
<b>Sub-total Onshore</b>	<b>60072</b>	<b>63056</b>	<b>67890</b>	<b>70860</b>	<b>82527</b>	<b>103288</b>	<b>119908</b>
<b>Total</b>	<b>189 376</b>	<b>188 866</b>	<b>214 457</b>	<b>256 597</b>	<b>305 505</b>	<b>365 842</b>	<b>296 637</b>



# 2 Granted

# 2 Granted

## 2.01 Number of student visa applications granted by visa subclass in the last seven financial years



Visa Subclass	2003-04	2004-05	2005-06	2006-07	2007-08	2008-09	2009-10
570 Independent ELICOS Sector	22 100	22 499	26 708	30 330	30 527	36 452	35 242
571 Schools Sector	14 590	12 736	12 681	16 387	16 994	14 139	12 527
572 Vocational Education and Training Sector	24 827	25 391	30 035	43 850	68 572	103 789	72 030
573 Higher Education Sector	55 112	82 816	94 042	112 038	130 371	133 860	119 004
574 Postgraduate Research Sector	37 417	11 034	5 526	5 885	6 951	8 335	9 341
575 Non-Award Sector	14 071	17 800	17 784	17 673	20 781	18 999	18 139
576 AusAID or Defence Sponsored	3 661	3 542	4 571	4 644	4 519	4 058	4 216
<b>Total</b>	<b>171 778</b>	<b>175 818</b>	<b>191 347</b>	<b>230 807</b>	<b>278 715</b>	<b>319 632</b>	<b>270 499</b>

Note: From 2004-05 onwards, masters by coursework students were eligible for Higher Education (subclass 573) visas. Prior to this, they were eligible for Postgraduate Research (subclass 574) visas.

## 2 Granted

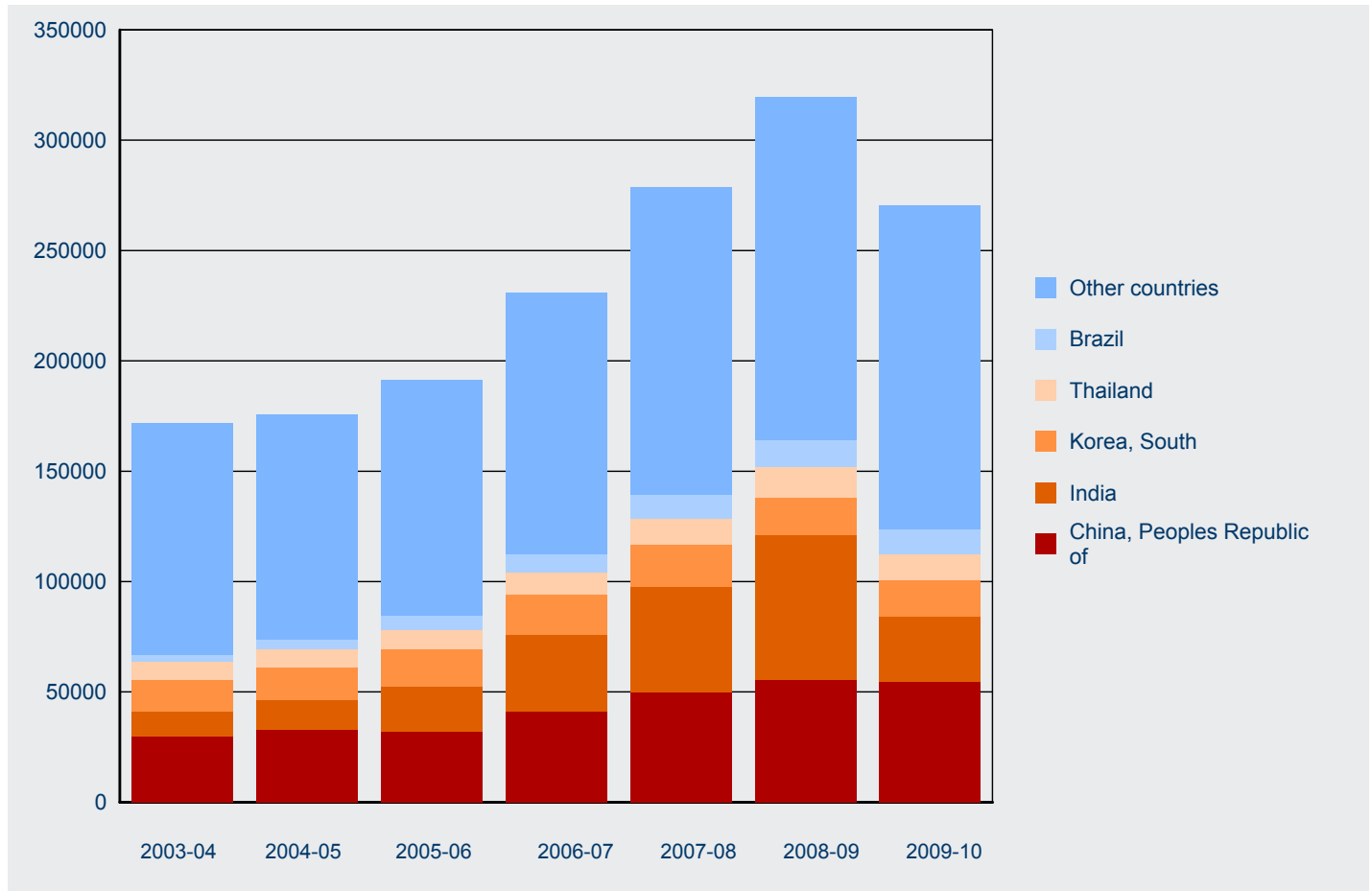
2.02 Number of student visa applications granted by client location and visa subclass in the last seven financial years

Visa Subclass	2003-04	2004-05	2005-06	2006-07	2007-08	2008-09	2009-10
<b>Offshore</b>							
570 Independent ELICOS Sector	17 048	18 115	22 115	25 460	25 444	28 881	25 414
571 Schools Sector	12 211	10 608	10 900	14 815	14 767	11 881	10 343
572 Vocational Education and Training Sector	11 890	12 703	15 629	26 865	40 449	68 729	28 100
573 Higher Education Sector	32 864	48 247	57 363	76 907	90 864	90 616	68 411
574 Postgraduate Research Sector	25 185	8 112	2 867	3 361	4 051	5 239	5 391
575 Non-Award Sector	13 094	16 747	16 730	16 688	19 124	17 912	17 160
576 AusAID or Defence Sponsored	2 987	2 909	3 844	4 128	3 973	3 640	3 827
<b>Sub-total Offshore</b>	<b>115 279</b>	<b>117 441</b>	<b>129 448</b>	<b>168 224</b>	<b>198 672</b>	<b>226 898</b>	<b>158 646</b>
<b>Onshore</b>							
570 Independent ELICOS Sector	5 052	4 384	4 593	4 870	5 083	7 571	9 828
571 Schools Sector	2 379	2 128	1 781	1 572	2 227	2 258	2 184
572 Vocational Education and Training Sector	12 937	12 688	14 406	16 985	28 123	35 060	43 930
573 Higher Education Sector	22 248	34 569	36 679	35 131	39 507	43 244	50 593
574 Postgraduate Research Sector	12 232	2 922	2 659	2 524	2 900	3 096	3 950
575 Non-Award Sector	977	1 053	1 054	985	1 657	1 087	979
576 AusAID or Defence Sponsored	674	633	727	516	546	418	389
<b>Sub-total Onshore</b>	<b>56 499</b>	<b>58 377</b>	<b>61 899</b>	<b>62 583</b>	<b>80 043</b>	<b>92 734</b>	<b>111 853</b>
<b>Total</b>	<b>171 778</b>	<b>175 818</b>	<b>191 347</b>	<b>230 807</b>	<b>278 715</b>	<b>319 632</b>	<b>270 499</b>

Note: From 2004-05 onwards, masters by coursework students were eligible for Higher Education (subclass 573) visas. Prior to this, they were eligible for Postgraduate Research (subclass 574) visas.

# 2 Granted

## 2.03 Number of student visa applications granted by citizenship country in the last seven financial years



Citizenship Country	2003-04	2004-05	2005-06	2006-07	2007-08	2008-09	2009-10
China, Peoples Republic of	29 934	32 902	32 110	41 122	49 873	55 331	54 541
India	11 104	13 545	20 265	34 525	47 711	65 516	29 826
Korea, South	14 275	14 823	16 921	18 680	19 319	17 351	16 416
Thailand	8 478	8 203	8 829	9 615	11 566	13 489	11 742
Brazil	3 205	4 537	6 667	8 289	11 094	12 525	11 461
Malaysia	9 226	8 750	8 578	9 519	10 622	11 545	10 643
United States of America	11 433	11 099	10 500	9 993	10 000	9 644	9 007
Indonesia	8 604	7 555	7 567	7 639	8 224	8 681	8 729
Vietnam	2 108	2 122	2 845	3 873	6 862	9 249	8 399
Saudi Arabia	475	1 029	1 635	3 139	6 161	7 629	7 318
Japan	12 751	11 277	10 322	8 987	7 664	6 836	6 374
Colombia	834	906	1 659	3 303	4 965	5 877	6 325
Nepal	571	658	1 110	4 990	10 258	13 995	6 073
HKSAR of the PRC	8 045	6 750	6 026	5 841	5 465	5 747	5 876
Germany, Fed Republic of	3 671	3 887	4 438	4 772	4 941	5 337	5 554
Other countries	47 064	47 775	51 875	56 520	63 990	70 880	72 215
<b>Total</b>	<b>171 778</b>	<b>175 818</b>	<b>191 347</b>	<b>230 807</b>	<b>278 715</b>	<b>319 632</b>	<b>270 499</b>

## 2 Granted

### 2.04 Number of student visa applications granted by client location and citizenship country in the last seven financial years

Citizenship Country	2003-04	2004-05	2005-06	2006-07	2007-08	2008-09	2009-10
<b>Offshore</b>							
China, Peoples Republic of	17 521	18 014	16 248	25 730	31 616	35 405	32 123
India	9 605	10 211	15 389	29 226	39 060	54 610	12 521
Korea, South	8 248	9 437	11 669	12 942	12 006	10 055	8 604
United States of America	10 721	10 421	9 756	9 300	9 211	8 872	8 255
Malaysia	7 075	6 643	6 440	7 184	7 997	8 567	7 722
Indonesia	5 200	4 780	5 061	5 452	5 930	6 395	6 356
Vietnam	1 377	1 427	2 044	2 997	5 639	7 594	6 225
Brazil	2 137	3 151	4 439	5 227	6 859	7 059	5 917
Thailand	4 948	4 857	5 391	6 070	6 710	7 756	5 606
Germany, Fed Republic of	3 140	3 298	3 771	4 171	4 192	4 558	4 718
HKSAR of the PRC	5 180	4 547	4 216	4 309	3 968	3 898	3 815
Saudi Arabia	350	749	1 273	2 665	5 106	5 377	3 473
Singapore	3 745	3 389	3 212	2 884	3 233	3 393	3 269
Japan	6 653	5 880	5 415	4 856	4 078	3 482	3 246
Colombia	454	560	1 184	2 292	2 987	3 422	2 964
Other countries	28 925	30 077	33 940	42 919	50 080	56 455	43 832
<b>Sub-total Offshore</b>	<b>115 279</b>	<b>117 441</b>	<b>129 448</b>	<b>168 224</b>	<b>198 672</b>	<b>226 898</b>	<b>158 646</b>
<b>Onshore</b>							
China, Peoples Republic of	12 413	14 888	15 862	15 392	18 257	19 926	22 418
India	1 499	3 334	4 876	5 299	8 651	10 906	17 305
Korea, South	6 027	5 386	5 252	5 738	7 313	7 296	7 812
Thailand	3 530	3 346	3 438	3 545	4 856	5 733	6 136
Brazil	1 068	1 386	2 228	3 062	4 235	5 466	5 544
Nepal	290	293	275	518	2 361	3 289	4 722
Saudi Arabia	125	280	362	474	1 055	2 252	3 845
Colombia	380	346	475	1 011	1 978	2 455	3 361
Japan	6 098	5 397	4 907	4 131	3 586	3 354	3 128
Malaysia	2 151	2 107	2 138	2 335	2 625	2 978	2 921
Indonesia	3 404	2 775	2 506	2 187	2 294	2 286	2 373
Vietnam	731	695	801	876	1 223	1 655	2 174
HKSAR of the PRC	2 865	2 203	1 810	1 532	1 497	1 849	2 061
Bangladesh	947	1 478	1 699	1 615	1 693	2 191	1 928
Pakistan	281	360	432	535	875	983	1 777
Other countries	14 690	14 103	14 838	14 333	17 544	20 115	24 348
<b>Sub-total Onshore</b>	<b>56 499</b>	<b>58 377</b>	<b>61 899</b>	<b>62 583</b>	<b>80 043</b>	<b>92 734</b>	<b>111 853</b>
<b>Total</b>	<b>171 778</b>	<b>175 818</b>	<b>191 347</b>	<b>230 807</b>	<b>278 715</b>	<b>319 632</b>	<b>270 499</b>

## 2 Granted

2.05 Number of subclass 570 Independent ELICOS Sector visa applications granted by client location, citizenship country and financial year in the last seven financial years

Citizenship Country	2003-04	2004-05	2005-06	2006-07	2007-08	2008-09	2009-10
<b>Offshore</b>							
Brazil	1 293	2 179	3 299	3 960	5 146	5 549	4 764
Korea, South	5 164	5 814	6 906	7 418	5 642	4 075	3 103
Thailand	2 025	1 947	2 275	2 844	2 837	4 051	2 891
Colombia	114	192	844	1 790	2 331	2 824	2 483
Japan	3 903	3 249	2 941	2 642	1 952	1 791	1 632
China, Peoples Republic of	7	13	16	18	38	1 300	1 149
Saudi Arabia	94	126	202	208	761	1 100	905
Libyan Arab Jamhiriya	10	7	2	78	150	285	842
Turkey	130	217	293	459	537	751	767
Taiwan	1 222	1 228	1 393	1 179	848	837	644
Czech Republic	86	266	438	558	456	637	620
Switzerland	552	534	598	606	535	599	597
Spain	209	235	232	260	255	342	496
France	409	360	371	329	351	421	493
Chile	49	54	161	280	278	465	423
Other countries	1 781	1 694	2 144	2 831	3 327	3 854	3 605
<b>Sub-total Offshore</b>	<b>17 048</b>	<b>18 115</b>	<b>22 115</b>	<b>25 460</b>	<b>25 444</b>	<b>28 881</b>	<b>25 414</b>
<b>Onshore</b>							
Brazil	241	332	614	900	1 104	1 756	2 109
Colombia	15	13	45	174	316	948	1 530
Japan	1 955	1 543	1 334	1 121	699	906	932
Saudi Arabia	45	46	50	33	98	423	905
Korea, South	1 292	1 113	1 165	1 247	1 140	836	854
Thailand	378	311	267	285	364	513	587
Taiwan	482	382	376	311	238	354	332
Italy	71	46	62	87	71	145	282
France	51	62	62	59	71	126	188
Czech Republic	16	25	56	38	60	91	174
Spain	33	49	55	65	69	103	168
Hungary	13	34	30	34	60	126	144
Peru		2	13	16	44	81	144
China, Peoples Republic of	84	78	52	40	71	106	142
Chile	1	2	11	45	44	110	140
Other countries	375	346	401	415	634	947	1 197
<b>Sub-total Onshore</b>	<b>5 052</b>	<b>4 384</b>	<b>4 593</b>	<b>4 870</b>	<b>5 083</b>	<b>7 571</b>	<b>9 828</b>
<b>Total</b>	<b>22 100</b>	<b>22 499</b>	<b>26 708</b>	<b>30 330</b>	<b>30 527</b>	<b>36 452</b>	<b>35 242</b>



## 2 Granted

2.06 Number of subclass 571 Schools Sector visa applications granted by client location, citizenship country and financial year in the last seven financial years

Citizenship Country	2003-04	2004-05	2005-06	2006-07	2007-08	2008-09	2009-10
<b>Offshore</b>							
China, Peoples Republic of	5 050	3 926	3 666	6 762	7 855	4 647	3 416
Germany, Fed Republic of	827	784	1 005	1 159	1 176	1 547	1 617
Vietnam	242	349	619	926	781	1 024	848
Korea, South	1 133	1 098	1 436	1 853	1 086	688	563
HKSAR of the PRC	752	687	662	633	522	492	483
Japan	852	757	652	634	522	429	425
Brazil	367	391	331	312	383	383	357
Malaysia	318	325	308	310	320	287	292
Italy	167	179	190	247	152	302	260
Thailand	313	209	219	217	191	200	175
France	172	120	96	146	119	101	140
Indonesia	311	217	153	142	135	119	131
Papua New Guinea	38	44	62	74	56	111	120
Taiwan	117	174	198	187	179	121	112
Switzerland	101	79	83	69	75	78	94
Other countries	1 451	1 269	1 220	1 144	1 215	1 352	1 310
<b>Sub-total Offshore</b>	<b>12 211</b>	<b>10 608</b>	<b>10 900</b>	<b>14 815</b>	<b>14 767</b>	<b>11 881</b>	<b>10 343</b>
<b>Onshore</b>							
Korea, South	778	683	542	595	1 116	987	846
China, Peoples Republic of	658	658	523	310	426	517	573
Japan	258	242	191	172	158	138	116
Germany, Fed Republic of	41	56	60	68	68	69	93
Taiwan	116	95	86	91	86	73	58
Vietnam	25	21	27	26	33	69	56
Thailand	59	53	42	27	30	50	40
HKSAR of the PRC	91	49	29	22	24	27	35
Papua New Guinea	12	11	9	21	14	25	34
Malaysia	54	38	33	44	32	29	33
Unknown	16	23	31	5	11	25	32
United States of America	31	29	23	21	17	26	27
Brazil	33	22	30	29	39	11	26
France	12	5	9	8	13	21	24
United Kingdom	11	8	24	28	42	28	22
Other countries	184	135	122	105	118	163	169
<b>Sub-total Onshore</b>	<b>2 379</b>	<b>2 128</b>	<b>1 781</b>	<b>1 572</b>	<b>2 227</b>	<b>2 258</b>	<b>2 184</b>
<b>Total</b>	<b>14 590</b>	<b>12 736</b>	<b>12 681</b>	<b>16 387</b>	<b>16 994</b>	<b>14 139</b>	<b>12 527</b>

## 2 Granted

2.07 Number of subclass 572 Vocational Education and Training Sector visa applications granted by client location, citizenship country and financial year in the last seven financial years

Citizenship Country	2003-04	2004-05	2005-06	2006-07	2007-08	2008-09	2009-10
<b>Offshore</b>							
India	264	819	2 170	6 053	9 303	31 489	7 018
China, Peoples Republic of	558	792	959	2 463	4 283	4 885	2 875
Korea, South	169	180	206	409	2 560	3 245	2 672
Indonesia	163	150	183	308	1 687	2 047	1 498
Pakistan	129	252	530	870	1 226	1 455	1 461
Thailand	859	974	1 078	1 308	1 660	1 788	1 057
Philippines	123	255	383	538	779	1 349	953
Nepal	106	148	444	2 774	5 630	9 147	743
United Kingdom	533	648	770	977	1 009	876	719
United States of America	522	582	650	596	556	628	663
Bangladesh	776	703	527	1 371	888	918	649
Brazil	337	410	652	761	982	879	586
Malaysia	450	459	530	526	705	732	556
Japan	771	784	636	552	525	475	447
Sri Lanka	180	246	375	226	226	524	418
Other countries	5 950	5 301	5 536	7 133	8 430	8 292	5 785
<b>Sub-total Offshore</b>	<b>11 890</b>	<b>12 703</b>	<b>15 629</b>	<b>26 865</b>	<b>40 449</b>	<b>68 729</b>	<b>28 100</b>
<b>Onshore</b>							
India	168	186	399	747	3 309	5 255	10 923
Thailand	1 204	1 348	1 680	1 958	3 143	3 913	4 345
China, Peoples Republic of	2 103	2 170	2 429	3 014	3 613	4 145	4 343
Brazil	639	883	1 380	1 879	2 665	3 371	3 036
Korea, South	968	772	569	791	2 577	2 704	2 574
Nepal	30	58	52	156	1 365	2 068	2 466
Japan	2 235	2 105	1 981	1 637	1 547	1 407	1 309
Bangladesh	176	242	444	622	828	1 404	1 137
Colombia	139	112	209	579	1 307	915	965
Pakistan	28	62	86	156	325	456	941
United Kingdom	157	161	326	460	580	725	910
Indonesia	415	299	284	301	472	657	889
Malaysia	400	396	482	583	716	852	732
Mauritius	66	95	94	98	199	344	681
Unknown	279	219	157	95	186	414	615
Other countries	3 930	3 580	3 834	3 909	5 291	6 430	8 064
<b>Sub-total Onshore</b>	<b>12 937</b>	<b>12 688</b>	<b>14 406</b>	<b>16 985</b>	<b>28 123</b>	<b>35 060</b>	<b>43 930</b>
<b>Total</b>	<b>24 827</b>	<b>25 391</b>	<b>30 035</b>	<b>43 850</b>	<b>68 572</b>	<b>103 789</b>	<b>72 030</b>

## 2 Granted

2.08 Number of subclass 573 Higher Education Sector visa applications granted by client location, citizenship country and financial year in the last seven financial years

Citizenship Country	2003-04	2004-05	2005-06	2006-07	2007-08	2008-09	2009-10
<b>Offshore</b>							
China, Peoples Republic of	6 224	11 426	11 106	15 872	18 799	23 141	23 091
Malaysia	5 029	4 988	4 735	5 348	5 447	6 136	5 680
India	1 138	6 376	12 819	22 507	29 108	22 364	5 053
Vietnam	257	539	760	1 124	3 807	5 326	4 184
Indonesia	2 804	3 137	3 148	3 285	2 486	2 563	2 861
Singapore	2 777	2 738	2 669	2 384	2 690	2 822	2 760
HKSAR of the PRC	1 834	2 117	2 127	2 329	2 321	2 549	2 637
Saudi Arabia	76	497	958	2 306	3 969	3 822	2 108
Korea, South	1 219	2 067	2 736	2 913	2 129	1 748	1 972
Canada	841	1 225	1 442	1 467	1 674	1 492	1 341
Thailand	467	1 388	1 524	1 436	1 265	1 356	1 215
Taiwan	298	712	816	921	837	880	952
United States of America	2 595	1 105	931	916	808	954	934
Iran	43	113	251	346	452	560	843
Pakistan	156	392	625	793	727	978	837
Other countries	7 106	9 427	10 716	12 960	14 345	13 925	11 943
<b>Sub-total Offshore</b>	<b>32 864</b>	<b>48 247</b>	<b>57 363</b>	<b>76 907</b>	<b>90 864</b>	<b>90 616</b>	<b>68 411</b>
<b>Onshore</b>							
China, Peoples Republic of	6 603	11 440	12 420	11 573	13 691	14 686	16 806
India	577	2 921	4 211	4 320	5 092	5 359	5 958
Korea, South	2 046	2 582	2 764	2 931	2 247	2 602	3 371
Saudi Arabia	8	190	234	329	757	1 518	2 311
Nepal	178	186	176	347	984	1 184	2 202
Malaysia	1 287	1 540	1 463	1 510	1 627	1 756	1 743
Vietnam	359	450	537	548	794	1 085	1 501
HKSAR of the PRC	1 846	1 604	1 307	1 115	1 088	1 337	1 479
Indonesia	1 851	2 014	1 746	1 476	1 408	1 228	1 189
Thailand	400	1 414	1 271	1 122	1 077	1 123	1 027
Taiwan	834	1 134	1 218	1 079	1 082	1 079	946
Sri Lanka	413	542	483	504	644	692	924
Singapore	722	824	736	761	740	747	821
Colombia	103	187	190	220	309	541	803
Pakistan	128	255	321	349	480	487	746
Other countries	4 893	7 286	7 602	6 947	7 487	7 820	8 766
<b>Sub-total Onshore</b>	<b>22 248</b>	<b>34 569</b>	<b>36 679</b>	<b>35 131</b>	<b>39 507</b>	<b>43 244</b>	<b>50 593</b>
<b>Total</b>	<b>55 112</b>	<b>82 816</b>	<b>94 042</b>	<b>112 038</b>	<b>130 371</b>	<b>133 860</b>	<b>119 004</b>

## 2 Granted

2.09 Number of subclass 574 Postgraduate Research Sector visa applications granted by client location, citizenship country and financial year in the last seven financial years

Citizenship Country	2003-04	2004-05	2005-06	2006-07	2007-08	2008-09	2009-10
<b>Offshore</b>							
Malaysia	694	351	332	492	871	876	703
Indonesia	952	254	77	99	124	540	666
China, Peoples Republic of	5 570	1 671	274	339	392	544	620
Iran	298	143	119	155	140	259	362
Bangladesh	1 062	450	104	124	189	368	310
Saudi Arabia	177	105	98	121	239	245	287
Vietnam	506	167	124	135	139	223	256
India	8 163	2 938	235	250	203	226	195
Sri Lanka	265	116	77	101	92	134	177
Pakistan	373	113	48	98	105	127	126
Thailand	1 115	156	125	107	121	157	114
United States of America	566	119	89	81	103	98	107
Germany, Fed Republic of	305	71	69	99	83	82	100
Iraq	3	2	3	5	123	122	97
Singapore	349	66	73	77	73	78	81
Other countries	4 787	1 390	1 020	1 078	1 054	1 160	1 190
<b>Sub-total Offshore</b>	<b>25 185</b>	<b>8 112</b>	<b>2 867</b>	<b>3 361</b>	<b>4 051</b>	<b>5 239</b>	<b>5 391</b>
<b>Onshore</b>							
Saudi Arabia	57	30	68	98	166	243	472
China, Peoples Republic of	2 862	461	369	375	355	370	451
India	746	214	248	217	215	215	274
Malaysia	352	93	104	135	169	227	260
Libyan Arab Jamhiriya	48	38	36	26	69	71	240
Iran	107	152	166	187	150	117	146
Bangladesh	361	116	88	67	77	98	133
Thailand	1 458	170	144	129	162	117	121
Vietnam	183	77	77	61	91	98	120
Unknown	211	53	45	40	110	94	118
Germany, Fed Republic of	134	55	70	76	93	99	115
United States of America	169	83	87	75	84	106	115
Korea, South	872	166	103	82	71	81	102
Indonesia	760	165	111	98	118	142	101
Singapore	223	58	55	67	63	77	79
Other countries	3 689	991	888	791	907	941	1 103
<b>Sub-total Onshore</b>	<b>12 232</b>	<b>2 922</b>	<b>2 659</b>	<b>2 524</b>	<b>2 900</b>	<b>3 096</b>	<b>3 950</b>
<b>Total</b>	<b>37 417</b>	<b>11 034</b>	<b>5 526</b>	<b>5 885</b>	<b>6 951</b>	<b>8 335</b>	<b>9 341</b>

## 2 Granted

2.10 Number of subclass 575 Non-Award Sector visa applications granted by client location, citizenship country and financial year in the last seven financial years

Citizenship Country	2003-04	2004-05	2005-06	2006-07	2007-08	2008-09	2009-10
<b>Offshore</b>							
United States of America	6 664	8 467	7 966	7 609	7 645	7 093	6 450
Germany, Fed Republic of	1 340	1 696	1 931	2 185	2 247	2 200	2 204
China, Peoples Republic of	64	133	181	234	198	839	929
Norway	281	429	413	411	544	633	664
Canada	340	561	610	541	617	661	629
France	333	390	420	470	544	629	601
United Kingdom	371	423	444	485	528	526	600
Sweden	452	695	526	497	511	476	503
Denmark	171	232	225	256	297	407	491
Malaysia	447	404	423	391	436	385	346
Netherlands, Kingdom of The	96	193	223	211	266	331	312
Mexico	241	334	283	333	364	338	310
Indonesia	15	15	26	77	196	223	260
Japan	417	440	542	448	613	314	258
Korea, South	202	225	343	300	557	275	242
Other countries	1 660	2 110	2 174	2 240	3 561	2 582	2 361
<b>Sub-total Offshore</b>	<b>13 094</b>	<b>16 747</b>	<b>16 730</b>	<b>16 688</b>	<b>19 124</b>	<b>17 912</b>	<b>17 160</b>
<b>Onshore</b>							
China, Peoples Republic of	95	76	61	78	99	100	101
India	3	3	4	6	15	38	80
United States of America	109	135	134	117	134	117	80
Korea, South	71	70	109	92	162	86	65
Saudi Arabia	3	2	8	5	15	25	64
Germany, Fed Republic of	82	100	116	109	103	66	61
Brazil	8	22	26	63	202	64	47
Malaysia	29	18	21	25	33	28	40
Colombia		2	6	17	34	29	33
France	37	31	34	37	49	35	33
Japan	188	181	134	90	213	67	33
Norway	22	43	42	25	28	49	29
Sweden	43	72	73	35	24	23	26
HKSAR of the PRC	34	25	17	22	17	23	25
Unknown	37	41	18	4	10	6	21
Other countries	216	232	251	260	519	331	241
<b>Sub-total Onshore</b>	<b>977</b>	<b>1 053</b>	<b>1 054</b>	<b>985</b>	<b>1 657</b>	<b>1 087</b>	<b>979</b>
<b>Total</b>	<b>14 071</b>	<b>17 800</b>	<b>17 784</b>	<b>17 673</b>	<b>20 781</b>	<b>18 999</b>	<b>18 139</b>

## 2 Granted

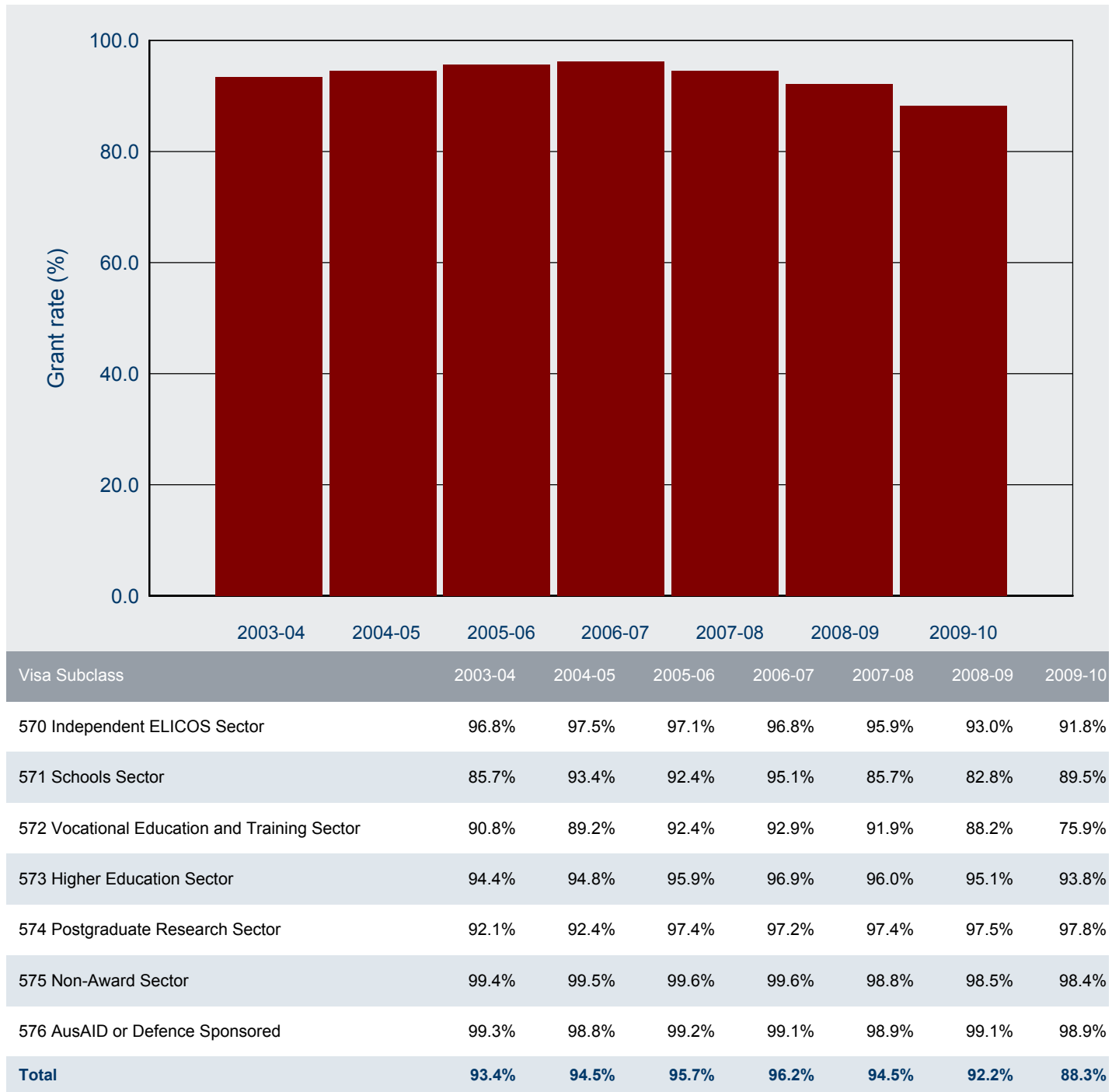
2.11 Number of subclass 576 AusAID or Defence Sponsored visa applications granted by client location, citizenship country and financial year in the last seven financial years

Citizenship Country	2003-04	2004-05	2005-06	2006-07	2007-08	2008-09	2009-10
<b>Offshore</b>							
Indonesia	870	922	1 397	1 397	1 139	720	791
Papua New Guinea	317	447	440	462	536	467	424
Vietnam	240	193	316	328	333	320	388
Philippines	416	201	387	351	340	264	275
Pakistan	52	49	70	163	160	210	200
Iraq	5	59	51	49	3	131	156
Tonga	27	46	84	74	63	89	113
Thailand	76	94	98	90	101	85	102
Cambodia	54	74	82	82	78	85	100
Malaysia	81	66	76	85	164	101	94
Bangladesh	62	51	109	189	132	137	89
Timor-Leste	41	19	15	50	57	64	87
Mongolia	24	36	38	45	66	99	81
Sri Lanka	22	32	32	37	39	41	73
Lao Peoples Dem Republic	79	61	81	78	89	90	72
Other countries	621	559	568	648	673	737	782
<b>Sub-total Offshore</b>	<b>2 987</b>	<b>2 909</b>	<b>3 844</b>	<b>4 128</b>	<b>3 973</b>	<b>3 640</b>	<b>3 827</b>
<b>Onshore</b>							
Indonesia	280	237	315	254	228	184	137
Papua New Guinea	110	118	128	94	112	83	74
Vietnam	35	35	31	36	40	20	27
Unknown	18	24	14	5	13	12	18
Pakistan	10	3	10		15	10	15
Bangladesh	23	28	8	13	5	15	9
Solomon Islands	4	4		2	6	11	9
Cambodia	22	8	3	9	6	2	8
Mongolia	1	4		2	5	11	8
Mozambique	6	8	8	1	5	6	8
India	3	8	8	3	2	2	7
Sri Lanka	10		9	9	9		7
Bhutan	3		2	2	1	3	6
Maldives	3	1	3	4	8	3	6
Philippines	25	21	42	16	28	8	6
Other countries	121	134	146	66	63	48	44
<b>Sub-total Onshore</b>	<b>674</b>	<b>633</b>	<b>727</b>	<b>516</b>	<b>546</b>	<b>418</b>	<b>389</b>
<b>Total</b>	<b>3 661</b>	<b>3 542</b>	<b>4 571</b>	<b>4 644</b>	<b>4 519</b>	<b>4 058</b>	<b>4 216</b>

# 3 Grant rates

# 3 Grant rates

3.01 Grant rate of student visa applications decided by visa subclass in the last seven financial years





# 3 Grant rates

## 3.02 Grant rate of student visa applications decided by client location and visa subclass in the last seven financial years

Visa Subclass	2003-04	2004-05	2005-06	2006-07	2007-08	2008-09	2009-10
<b>Offshore</b>							
570 Independent ELICOS Sector	96.1%	97.1%	96.6%	96.4%	95.4%	91.8%	89.7%
571 Schools Sector	83.5%	92.6%	91.5%	94.8%	84.2%	80.5%	88.4%
572 Vocational Education and Training Sector	84.5%	82.7%	87.5%	89.9%	88.3%	84.2%	57.9%
573 Higher Education Sector	91.8%	92.0%	93.9%	95.9%	94.9%	93.5%	91.2%
574 Postgraduate Research Sector	89.1%	90.5%	96.0%	95.6%	96.5%	96.7%	96.9%
575 Non-Award Sector	99.4%	99.6%	99.7%	99.6%	98.9%	98.6%	98.6%
576 AusAID or Defence Sponsored	99.8%	99.6%	99.5%	99.5%	99.5%	99.3%	99.5%
<b>All Offshore</b>	<b>91.0%</b>	<b>92.7%</b>	<b>94.2%</b>	<b>95.3%</b>	<b>93.2%</b>	<b>90.0%</b>	<b>83.3%</b>
<b>Onshore</b>							
570 Independent ELICOS Sector	99.2%	99.2%	99.2%	99.1%	98.3%	98.3%	97.8%
571 Schools Sector	98.6%	97.9%	98.8%	97.9%	97.2%	97.4%	94.9%
572 Vocational Education and Training Sector	97.5%	96.8%	98.5%	98.3%	97.7%	97.3%	94.6%
573 Higher Education Sector	98.6%	99.0%	99.0%	99.1%	98.5%	98.5%	97.5%
574 Postgraduate Research Sector	99.1%	98.0%	98.9%	99.6%	98.8%	98.9%	99.1%
575 Non-Award Sector	98.4%	98.7%	98.6%	98.7%	97.0%	97.1%	94.6%
576 AusAID or Defence Sponsored	97.3%	95.2%	97.7%	95.7%	94.6%	96.8%	94.0%
<b>All Onshore</b>	<b>98.5%</b>	<b>98.4%</b>	<b>98.9%</b>	<b>98.8%</b>	<b>98.1%</b>	<b>98.0%</b>	<b>96.3%</b>
<b>Total</b>	<b>93.4%</b>	<b>94.5%</b>	<b>95.7%</b>	<b>96.2%</b>	<b>94.5%</b>	<b>92.2%</b>	<b>88.3%</b>

# 3 Grant rates

## 3.03 Grant rate of student visa applications decided by citizenship in the last seven financial years

Citizenship Country	2003-04	2004-05	2005-06	2006-07	2007-08	2008-09	2009-10
China, Peoples Republic of	86.1%	93.3%	93.5%	96.5%	93.3%	89.8%	92.4%
India	81.9%	85.5%	92.9%	94.6%	92.0%	89.7%	65.9%
Korea, South	99.0%	98.8%	97.8%	98.1%	98.8%	99.1%	98.7%
Thailand	97.2%	96.0%	96.8%	98.8%	98.8%	98.4%	93.2%
Brazil	91.5%	97.5%	98.3%	98.8%	99.3%	99.4%	97.1%
Malaysia	99.1%	98.9%	99.5%	99.3%	99.2%	99.3%	99.0%
Vietnam	92.0%	93.2%	96.2%	96.4%	90.9%	86.4%	78.6%
Indonesia	98.4%	98.2%	99.0%	98.0%	98.0%	97.4%	94.9%
United States of America	99.5%	99.6%	99.6%	99.7%	99.6%	99.5%	99.5%
Nepal	73.5%	74.5%	90.8%	95.5%	93.0%	82.5%	69.6%
Saudi Arabia	99.2%	99.0%	98.7%	96.6%	98.6%	98.1%	98.0%
Colombia	87.5%	93.1%	95.9%	97.8%	98.7%	97.3%	94.0%
Japan	99.6%	99.4%	99.5%	99.6%	99.3%	99.4%	99.2%
HKSAR of the PRC	98.4%	97.7%	98.1%	98.8%	98.0%	98.2%	98.0%
Pakistan	79.3%	82.9%	85.1%	88.4%	81.5%	82.0%	73.9%
Other countries	94.3%	93.2%	94.6%	93.9%	92.7%	91.6%	91.5%
<b>Total</b>	<b>93.4%</b>	<b>94.5%</b>	<b>95.7%</b>	<b>96.2%</b>	<b>94.5%</b>	<b>92.2%</b>	<b>88.3%</b>

# 3 Grant rates

## 3.04 Grant rate of student visa applications decided by client location and citizenship in the last seven financial years

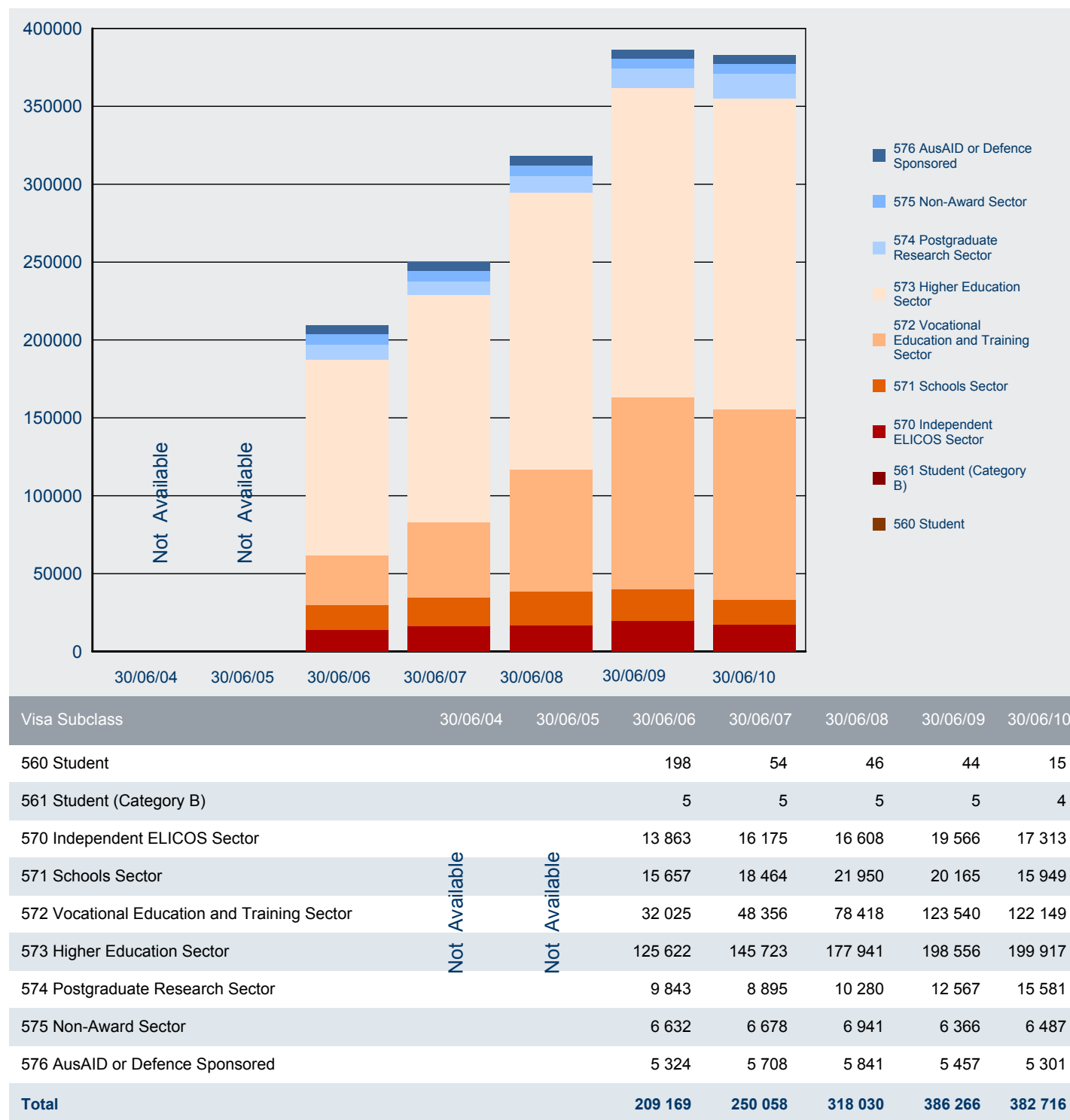
Citizenship Country	2003-04	2004-05	2005-06	2006-07	2007-08	2008-09	2009-10
<b>Offshore</b>							
China, Peoples Republic of	79.1%	89.4%	88.7%	95.2%	90.8%	85.8%	90.2%
India	80.0%	82.1%	91.2%	93.9%	90.8%	88.4%	46.7%
Korea, South	98.9%	99.1%	97.1%	97.6%	99.0%	99.5%	99.3%
Vietnam	89.0%	90.7%	95.5%	96.0%	89.5%	84.4%	73.9%
United States of America	99.7%	99.7%	99.7%	99.8%	99.8%	99.6%	99.7%
Malaysia	99.3%	99.2%	99.7%	99.4%	99.5%	99.5%	99.4%
Indonesia	98.4%	98.6%	98.9%	97.6%	98.1%	97.1%	94.2%
Thailand	95.8%	94.2%	95.1%	98.5%	98.5%	97.6%	88.1%
Brazil	88.0%	96.7%	97.6%	98.3%	99.2%	99.6%	95.6%
Germany, Fed Republic of	99.9%	99.8%	99.9%	99.9%	99.7%	99.8%	99.8%
Pakistan	74.3%	77.7%	81.7%	86.3%	76.8%	77.8%	65.7%
HKSAR of the PRC	98.8%	98.3%	98.6%	99.3%	98.8%	98.4%	98.8%
Nepal	58.8%	63.1%	88.5%	95.2%	91.3%	78.6%	36.1%
Saudi Arabia	99.7%	98.7%	99.0%	96.7%	98.9%	98.8%	98.7%
Colombia	79.2%	90.2%	94.4%	97.1%	98.3%	96.0%	89.8%
Other countries	93.3%	91.7%	93.3%	92.5%	91.0%	88.9%	88.6%
<b>All Offshore</b>	<b>91.0%</b>	<b>92.7%</b>	<b>94.2%</b>	<b>95.3%</b>	<b>93.2%</b>	<b>90.0%</b>	<b>83.3%</b>
<b>Onshore</b>							
China, Peoples Republic of	98.3%	98.6%	98.9%	98.8%	97.9%	98.0%	95.9%
India	96.7%	98.0%	98.8%	98.5%	98.1%	96.4%	93.8%
Korea, South	99.0%	98.3%	99.3%	99.2%	98.3%	98.6%	98.1%
Thailand	99.4%	98.8%	99.5%	99.4%	99.4%	99.4%	98.4%
Brazil	99.3%	99.6%	99.8%	99.5%	99.3%	99.3%	98.8%
Nepal	97.0%	96.1%	98.6%	98.7%	99.4%	98.5%	94.9%
Saudi Arabia	97.7%	100.0%	97.8%	96.3%	96.8%	96.5%	97.3%
Colombia	100.0%	98.3%	99.8%	99.5%	99.4%	99.1%	97.9%
Japan	99.5%	99.6%	99.5%	99.6%	98.9%	99.3%	99.1%
Malaysia	98.4%	98.1%	98.9%	99.1%	98.3%	98.5%	97.8%
Indonesia	98.4%	97.5%	99.1%	99.0%	97.7%	98.1%	96.9%
Vietnam	98.3%	98.7%	98.0%	98.1%	97.8%	97.5%	95.9%
HKSAR of the PRC	97.7%	96.5%	97.2%	97.3%	95.8%	97.7%	96.7%
Bangladesh	97.6%	97.4%	98.3%	98.4%	97.0%	98.3%	93.4%
Pakistan	95.6%	97.8%	97.3%	96.7%	96.8%	96.5%	90.7%
Other countries	98.3%	98.3%	98.6%	98.5%	97.6%	97.8%	97.0%
<b>All Onshore</b>	<b>98.5%</b>	<b>98.4%</b>	<b>98.9%</b>	<b>98.8%</b>	<b>98.1%</b>	<b>98.0%</b>	<b>96.3%</b>
<b>Total</b>	<b>93.4%</b>	<b>94.5%</b>	<b>95.7%</b>	<b>96.2%</b>	<b>94.5%</b>	<b>92.2%</b>	<b>88.3%</b>



# 4 Visa holders in Australia

# 4 Visa holders in Australia

4.01 Number of student visa holders in Australia by visa subclass at 30 June for the last seven financial years



# 4 Visa holders in Australia

4.02 Number of student visa holders in Australia by citizenship country at 30 June for last seven financial years

